

NOBLELIFT

SPTE33Li

**PERFECT ALTERNATIVE TO
MANUAL PALLET JACK**

3300 LBS

NEW

**WITH
LITHIUM BATTERY**

**POWER DRIVE
MANUAL LIFT AND LOWER**



SPTE33Li

Skeleton Design

The SPTE33Li chassis adopts a skeleton structure reducing the total weight of the vehicle, while ensuring structural strength and integrity. The vehicle weight of 364lbs is 25% lighter than comparable models. This reduced weight provides increased flexibility and improved operations.



Efficiency
25%

Open Structure

The open structure facilitates the maintenance and maintenance of users.



3.5 Hours Working Time



Li-ion

48V

15Ah

Easy Battery Exchange

The smart design allows easy exchange of the 48 volt battery pack within seconds. When the battery is discharged, lift out and replace with (optional) additional 48 volt battery pack.

Light weight Li-ion Battery Pack (48V/15Ah) for easy exchange.

Easy
Exchange



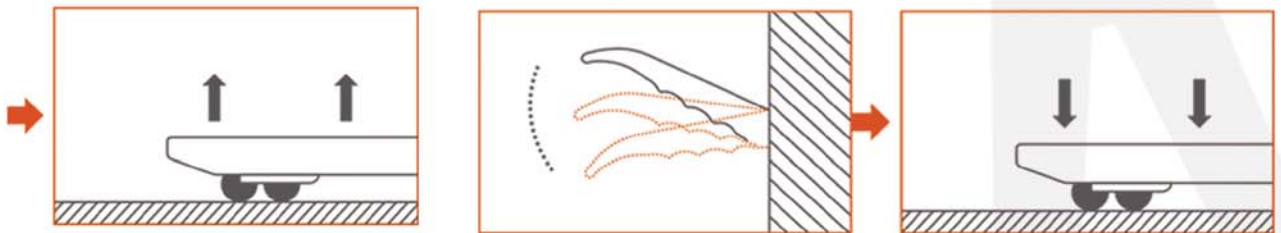


SPTE33Li

Noblelift Ergonomic and Smart Handle

Integrated with operation buttons, battery indicator as well as key switch.

Operations: Lift/Lower/Horn/Belly button
Battery Indicator: Digital
Dual butterfly-style thumb controls for travelling
Dual lift button for both right-handed or left-handed operators



SPTE33Li, fork lifting is manually operated.

Great Speed & Efficiency

Powerful 500w AC drive motor with excellent speed and efficiency. And ensures lowest maintenance cost and smooth acceleration.



AC Drive

Multiple Use Methods

Original

SPTE33Li is a Multiple Use Methods Semi Electric (Manual Lift) Pallet truck.

It can be used as a hand pallet truck any time when the power cuts off, meanwhile, you can remove the battery to reduce the service weight.

A:



B:



C:



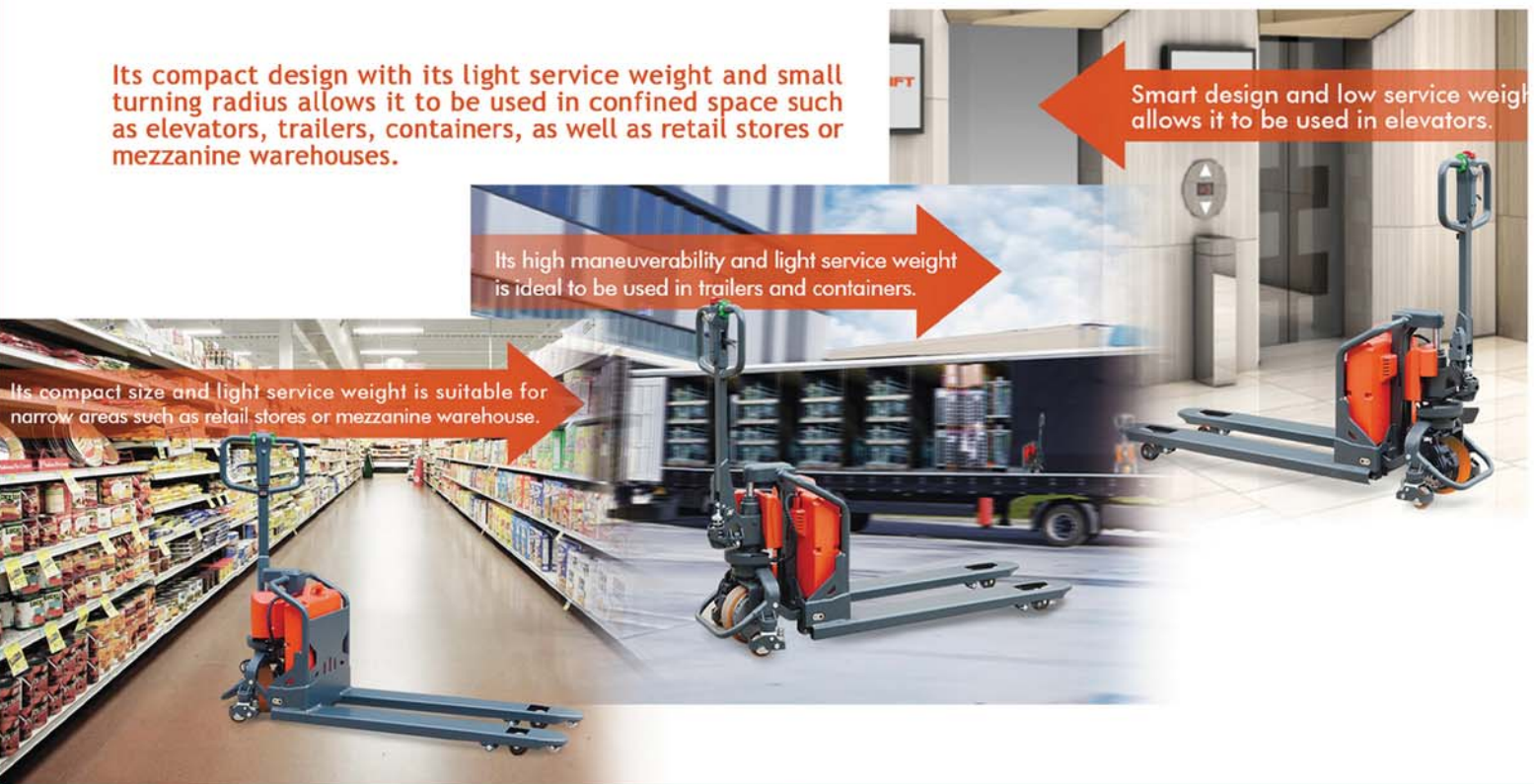
Even when the electric components such as motor, controller or battery are out of service after years of use, the SPTE33X's mechanical parts can continue to be used as a hand pallet truck because of its unique design.

Its compact design with its light service weight and small turning radius allows it to be used in confined space such as elevators, trailers, containers, as well as retail stores or mezzanine warehouses.

Smart design and low service weight allows it to be used in elevators.

Its high maneuverability and light service weight is ideal to be used in trailers and containers.

Its compact size and light service weight is suitable for narrow areas such as retail stores or mezzanine warehouse.

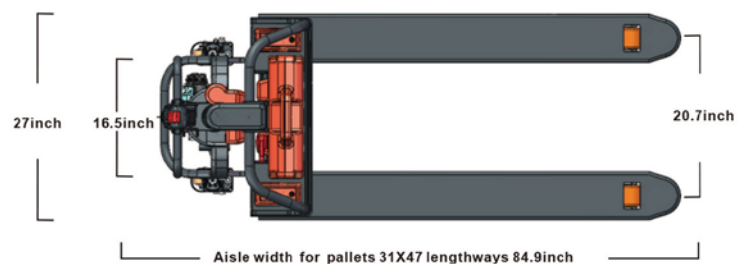
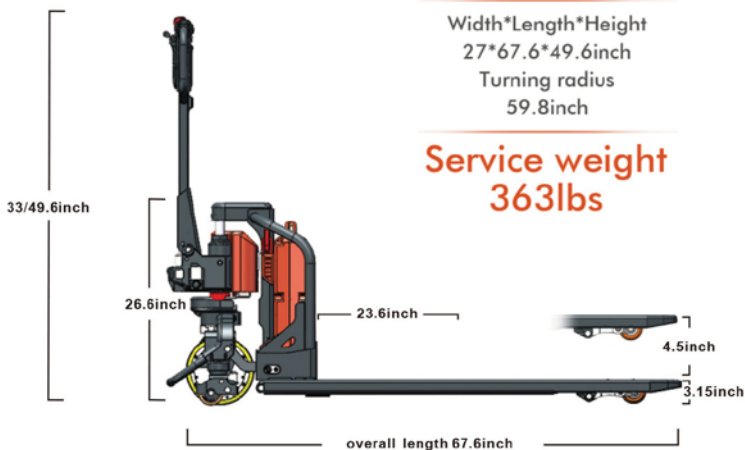


Distinguishing mark			
1.2	Manufacturer's type designation		SPTE33X
1.3	Power(battery,diesel,petrol gas>manual)		Semi Electric
1.4	Operator type		Pedestrian
1.5	Load Capacity / rated load	Q(lbs)	3300
1.6	Load centre distance	X(in)	23.6
1.8	Load distance, centre of drive axle to fork	Y(in)	40
1.9	Wheelbase	Z(in)	52.7
Weight			
2.1	Service weight	(lbs)	363
2.2	Axle loading, laden front/rear	(lbs)	1345/2318
2.3	Axle loading, unladen front/ rear	(lbs)	282/81
Tires, chassis			
3.1	Tires		Polyurethane(PU)
3.2	Tire size, front	ΦX W(in)	Φ9X2.4
3.3	Tire size, rear	ΦX W(in)	Φ3.15×3.66
3.4	Additional wheels (dimensions)	ΦX W(in)	Φ3.15X1.18
3.5	Wheels, number front/ rear(x=driven wheels)		1X+2/2
3.6	Tread, front	b10(in)	16.5
3.7	Tread, rear	b11(in)	20.7
Dimensions			
4.4	Lift height	h3(in)	4.5
4.9	Height of tiller in drive position min. / max.	h14(in)	33/49.6
4.15	Height, lowered	h13(in)	3.15
4.19	Overall length	l1(in)	67.6
4.20	Length to face of forks	l2(in)	19.6
4.21	Overall width	b1(in)	27
4.22	Fork dimensions	s/e/l(in)	1.9/6.3/48
4.25	Distance across forks	b5(in)	27
4.32	Ground clearance, centre of wheelbase	m2(in)	1.46
4.34	Aisle width for pallets31X47 lengthways	Ast(in)	84.9
4.35	Turning radius	Wa(in)	59.8
Performance			
5.1	Travel speed, laden/ unladen	mph	2.7/3
5.2	Lift speed, laden/ unladen	fpm	—
5.3	Lowering speed, laden / unladen	fpm	17.3/17.3
5.8	Gradeability, laden/ unladen	%	3.5/20
Motors			
6.1	Drive motor rating S2 60min	HP	0.67
6.2	Lift motor rating at S3 10%	HP	—
6.3	Battery acc. to DIN 43531 /35 / 36 A, B, C, no		No
6.4	Battery voltage, nominal capacity K5	V/Ah	48V/14Ah
6.5	Battery weight (minimum)	(lbs)	22
6.6	Energy consumption acc: to VDI cycle		0.2
8.1	Type of drive control		AC speed Control
8.4	Sound level at driver's ear acc. to EN 12053	dB(A)	< 60

Dimensions

Width*Length*Height
27*67.6*49.6inch
Turning radius
59.8inch

Service weight
363lbs



SPTE33Li

Perfect Alternative To Manual Pallet Jack

STANDARD FEATURES:

Electric propelled, Manual lift and lower
Unique 48V system for high efficiency of energy consumption.
Easy lift-up and replaceable 4x12V/20Ah maintenance-free battery pack
24" load center
Fork size: 27"W x 48"L
9"x2.4" polyurethane drive tire
3.1"x3.7" polyurethane load wheels
Additional stability casters optional
Ergonomic control handle with horn button, emergency belly button
as well as battery indicator
Dual butterfly-style thumb control for travelling
Gravity lowering as manual pallet jack
Key switch limits access to approved personnel
Pump motor with relief valve protects system from overloading
Travel speed: 3.0mph (unloaded), 2.7mph (fully loaded).



Effortless
Operation



Lower
Cost



More
Efficient



AC
Drive



Smart design best value motorized pallet truck, perfect alternative to manual pallet jack.

AUTHORIZED DEALER



SJF MATERIAL HANDLING

211 Baker Avenue W, Winsted, MN 55395
(320) 485-4974 | (800) 598-5532
onlinesales@sjf.com | shop.sjf.com